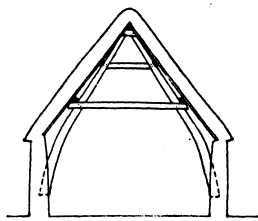
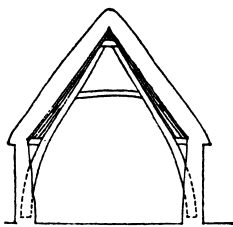



4. SWALCLIFFE BARN
late 14th c.




5. WARMINGTON BARN
c. 1500



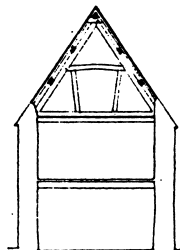
6. CHINNERS FARM CHACOMBE
c. 1500



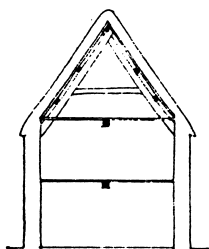
10. BLUE GATES BLOXHAM
c. 1550



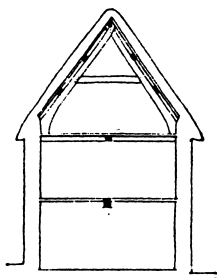
11. THE OLD MALTHOUSE, TADMARTON
c. 1575



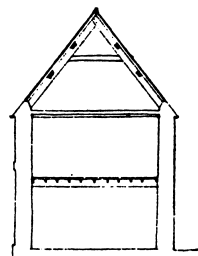
12. COTTISFORD MANOR
late 16th c. roof



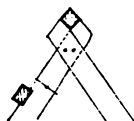
16. MCGREALS FARM MILTON
c. 1640



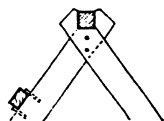
17. POPLARS FARM CHACOMBE
1654



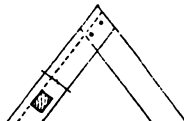
18. THE DOLPHIN, WIGGINTON
1727



E. HORNTON 1607



F. POPLARS, CHACOMBE
1654



G. LODGE FARM, HOOK NORTON
1646



H. WIGGINTON 1727

REGIONAL TIMBER STRUCTURE · COMPARATIVE DIAGRAMS

FIG. 67.